

# Phonics Screening Check for Year 2 and SATs



Information Session

Thursday 4<sup>th</sup> November 2021

# Phonics Screening Check



throst



fried



# **What is the Phonics Screening Check?**

- The Phonics Screening Check is a statutory assessment which is usually taken by children in Year 1.
- As the June 2021 check was cancelled for Year 1, the children will be taking the check in the first term of Year 2.
- Our Year 2 children will be taking the check at the end of November.
- The pass threshold score is released after the check. Generally the pass mark has been 32 out of 40.
- If children do not reach the required pass mark this time, they will be able to retake the check at the end of the academic year at the same time as the current Year 1 cohort (June 2022).



# **What does the Phonics Screening Check measure?**

- It will check that your child can use phonics as a method of reading by:
  - sounding out and blending graphemes in order to read simple words.
  - reading phonically decodable one-syllable and multi-syllable words, e.g. cat, sand, windmill.
  - reading a selection of nonsense words which are referred to as pseudo or 'alien' words.




# What is the phonics part of the check?

## Phase 3 Phonics

j 	v 	w 	x 	y 	z 	zz 	qu 
ch 	sh 	th 	ng 	ai 	ee 	igh 	oa 
oo 	oo 	ar 	or 	ur 	ow 	oi 	ear 
air 	ure  Pure	er 					



# Phase 4 Phonics – consonant clusters

<p>st</p>  <p>starfish</p>	<p>nd</p>  <p>hand</p>	<p>mp</p>  <p>lamp</p>	<p>nt</p>  <p>tent</p>	<p>nk</p>  <p>ink</p>	<p>ft</p>  <p>gift</p>	<p>sk</p>  <p>tusk</p>	<p>lt</p>  <p>belt</p>
<p>lp</p>  <p>help</p>	<p>lf</p>  <p>shelf</p>	<p>lk</p>  <p>milk</p>	<p>pt</p>  <p>script</p>	<p>xt</p>  <p>text</p>	<p>tr</p>  <p>tree</p>	<p>dr</p>  <p>drawing</p>	<p>gr</p>  <p>grandpa</p>
<p>cr</p>  <p>crab</p>	<p>br</p>  <p>brush</p>	<p>fr</p>  <p>frog</p>	<p>bl</p>  <p>blackberry</p>	<p>fl</p>  <p>flag</p>	<p>gl</p>  <p>glasses</p>	<p>pl</p>  <p>plane</p>	<p>cl</p>  <p>clown</p>





# Phase 5 Phonics – alternate phonemes

ay



ou



ie



ea



oy



ir



ue



ue



aw



wh



ph



ew



ew



oe



au



ey



a-e



e-e\*



i-e



o-e



u-e







u-e





# What does the Phonics Screening Check look like?

- The Phonics Screening Check has a series of words for children to read.
- It has 4 words per page which are split into pages of real and pseudo words.
- The check is in 2 parts and has 40 words in total.

Practice sheet: Real words	Practice sheet: Pseudo words
in	ot 
at	vap 
beg	osk 
sum	ect 





## Real words in the check

Real words are identifiable in the check as they don't have a picture next to them.

Children are still encouraged to sound out and blend these words.

No alternative pronunciations are allowed for real words.

crust

trails

strip

scraps




## Pseudo words in the check

In school we call these 'alien words' and they are identifiable to the children as they have an alien next to them.


Such words are included in the assessment because words such as 'brend' are new to all children and they must use their decoding skills to read them.

Alternative pronunciations are allowed in pseudo-words, e.g. 'ea' could be the sound in bean or the sound in head.


brend




throst



stret



spraw





## **How can I help my child with phonics?**

- Encourage your child to 'sound out' when reading or writing.
- When looking at a word, encourage children to spot sounds they recognise before they sound it out e.g. the split digraph a-e.
- Say sounds correctly and ensure they are blending the sounds (reading from left to right).
- Remind your child to blend the word together after they have sounded it out, sometimes children can forget to do this!
- For the screening check, those pseudo words may look like real words, so ensure that when children are reading these words they sound them out first e.g. brend (looks very much like bend).



# Further phonics and reading resources



Oxford Owl



Free websites with lots of games for practising through the phonics phases.



Phonics and reading apps



ICT games – interactive activities to practise word and sentence reading.

# KS1 SATs



National curriculum tests

**Key Stage 1**

**Mathematics**  
Paper 1: arithmetic

First name	
Middle name	
Last name	

**PRACTICE TEST A**

Individual practice tests are written to formal standards to a standard 100 SATs paper. They do not include any writing questions and they are not endorsed by any official examining body.  
© TheSchoolRun

Total marks	
-------------	--

TheSchoolRun.com

Support your child's learning journey







## **What are SATs? When do they happen?**

SATs are Standard Assessment Tests which are statutory in Years 2 and 6.

They are used to show if a child has attained the expected age related expectations.

In **May 2022**, children in Year 2 will sit their SATs papers.





## **What will my child be expected to do?**

During May 2022, children will take SATs in:

- Reading
- Maths

At this time their work will also be assessed in:


- Writing
- Science



# Reading SATs


The reading test for Year 2 pupils consists of 2 papers:

**Paper 1** consists of a selection of texts with questions alongside. The test takes approximately 30 minutes.



**Paper 2** contains a reading booklet with a selection of passages. Children write their answers in a separate booklet. This test takes around 40 minutes and contains more challenging texts.

Each paper is worth 50 % and should take around 30 minutes.



Children do **both** papers.

The texts in the reading papers will cover a range of fiction, non-fiction and poetry.



## Types of reading questions

- Multiple choice.
- Ranking/ordering, e.g. 'Number the events below to show in which order they happened in the story'.
- Find and copy, e.g. 'Find and copy one word that shows what the weather was like in the story'.
- Short answer, e.g. 'What does the bear eat?'
- Open-ended answer, e.g. 'Why did Lucy write the letter to her grandmother? Give two reasons'.



## An example text

On Tuesday, Molly was racing in the garden when her mother said, "Molly, tidy up!"

But she was too busy hopping around her race track. Then Molly went for tea, and she still hadn't tidied up.

When she came back, her race track had disappeared. "Something with a lot of arms is tidying up," thought Molly.







## A multiple choice question

4

Molly thought that something with many arms had been in the garden.

Why?

Her race track had been...

Tick **one**.

eaten up.

☐

dropped.

☐

picked up.

☐

broken.

☐



## An example text

I'm holding on to giant's ears

As we stride along the street

Shouting down at people,

"Hey! Mind my giant's feet!"

We're ducking down through doorways.

We're walking over walls.

I'm safe as houses way up here.

My giant never falls.







## An example vocabulary question

11

*As we stride along the street*

Which word means the same as *stride*?

Tick **one**.

crawl

☐

march

☐

dance

☐

climb

☐



# **Maths SATs**

2 papers.

## **Paper 1 - Arithmetic:**

Worth 25 marks and taking around 20 minutes.

The arithmetic paper assesses pupils' confidence and mathematical fluency with whole numbers, place value and counting.


$$91 - 48 =$$
A blank grid of 10 columns and 10 rows, with a blue vertical line on the left side.

1 mark



# Maths SATs

## Paper 2 - Reasoning:

Worth 35 marks and taking approximately 35 minutes.

The reasoning paper assesses mathematical fluency, problem-solving and reasoning skills.

The paper includes a practice question and 5 aural questions.

There will then be a variety of question types:

- multiple choice,
- matching,
- true/false,
- constrained (e.g. completing a chart or table; drawing a shape)
- less constrained (e.g. where children have to show or explain their method).

**30** There are **76** cars in the car park.

**18** more cars go into the car park.

Then **35** cars go out.



How many cars are in the car park **now**?

Show  
your  
working

cars



## How will the children be assessed?

- Tests are marked by teachers within school.
- Pupils achieve a 'raw' score which is their total number of marks in a test. This score is then converted into a scaled score, as the difficulty level changes each year.
- 3 standards within the interim framework
  - working **towards the expected standard**
  - working **at the expected standard (scaled score of 100)**
  - working at **greater depth**





## **Science and writing assessments**

- There is no English writing 'test'. This will be assessed by your child's teacher based on their work against assessment standards.
- Science will be assessed as either 'working at the expected standard' or 'has not met the expected standard'.



# How can I support my child at home with SATs?

- Chat with them about what they have been learning, see if they can explain it to you.
- Complete weekly homework tasks.
- Maths websites: [nrich.maths.org](http://nrich.maths.org), [transum.org](http://transum.org), [ictgames.com](http://ictgames.com), Topmarks
- Apps for Maths and English: Squeebles, Reading Eggs, Doodle Maths, Pieces, Numberline, Teach your monster to read
- Published materials are available from bookstores e.g. WHSmith, Waterstones, Amazon.
- Last years papers will be available but **please do not** complete these with your child as we will be using them in school.

